

## MONITORAGGIO DI CONSUMO DELLE PIETANZE (compilato dalle operatrici e firmato per presa visione dai/dalle docenti)

**LEGENDA :** **NO:** piatto consumato da nessun bambino e dal 25% della classe - **SI:** piatto consumato almeno dal 50% della classe  
 INFANZIA: almeno la metà degli utenti - PRIMARIA :classi seconde terze quarte)

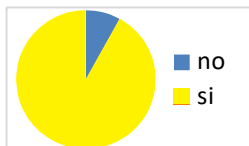


### PANE- PANE INTEGRALE- FRUTTA- DOLCE

#### PANE

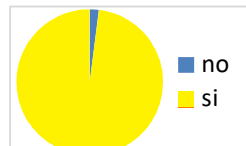
INFANZIA +PRIMARIA

gradimento	% di consumo
no	8%
si	92%



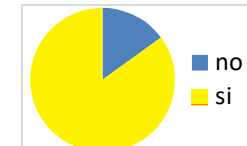
INFANZIA

gradimento	% di consumo
no	2%
si	98%



PRIMARIA

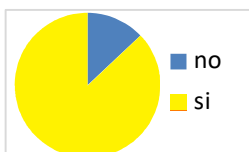
gradimento	% di consumo
no	15%
si	85%



#### PANE INTEGRALE

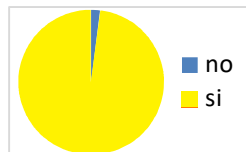
INFANZIA +PRIMARIA

gradimento	% di consumo
no	13%
si	87%



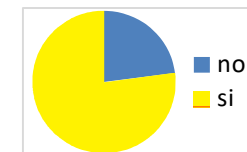
INFANZIA

gradimento	% di consumo
no	2%
si	98%



PRIMARIA

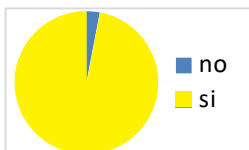
gradimento	% di consumo
no	23%
si	77%



#### BANANE

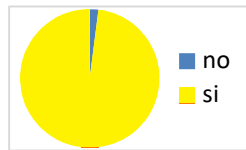
INFANZIA +PRIMARIA

gradimento	% di consumo
no	3%
si	97%



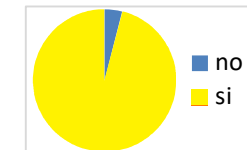
INFANZIA

gradimento	% di consumo
no	2%
si	98%



PRIMARIA

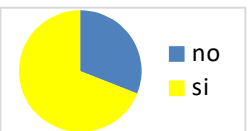
gradimento	% di consumo
no	4%
si	96%



#### PERE

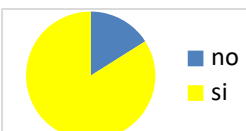
INFANZIA +PRIMARIA

gradimento	% di consumo
no	31%
si	69%



INFANZIA

gradimento	% di consumo
no	16%
si	84%



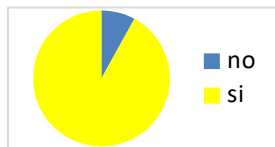
PRIMARIA

gradimento	% di consumo
no	46%
si	54%



**INFANZIA +PRIMARIA**

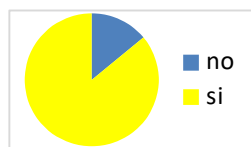
gradimento	% di consumo
no	8%
si	92%



**CLEMENTINE**

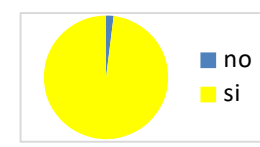
**INFANZIA**

gradimento	% di consumo
no	14%
si	86%



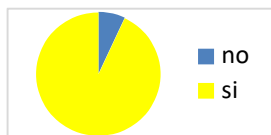
**PRIMARIA**

gradimento	% di consumo
no	2%
si	98%



**INFANZIA +PRIMARIA**

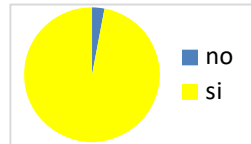
gradimento	% di consumo
no	7%
si	93%



**MELA**

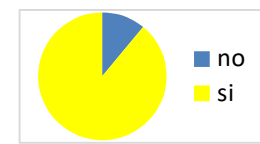
**INFANZIA**

gradimento	% di consumo
no	3%
si	97%



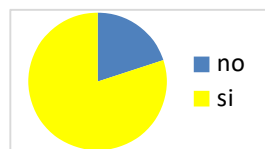
**PRIMARIA**

gradimento	% di consumo
no	11%
si	89%



**INFANZIA +PRIMARIA**

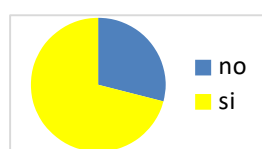
gradimento	% di consumo
no	20%
si	80%



**ARANCIA**

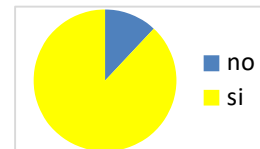
**INFANZIA**

gradimento	% di consumo
no	29%
si	71%



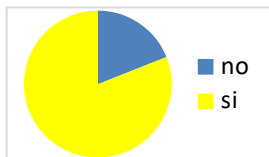
**PRIMARIA**

gradimento	% di consumo
no	12%
si	88%



**INFANZIA +PRIMARIA**

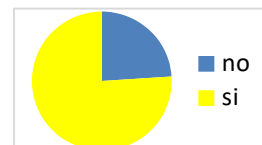
gradimento	% di consumo
no	19%
si	81%



**KIWI**

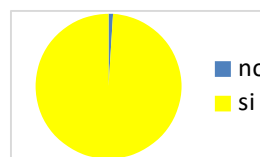
**INFANZIA**

gradimento	% di consumo
no	24%
si	76%



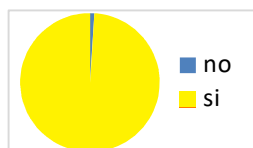
**PRIMARIA**

gradimento	% di consumo
no	1%
si	99%



**INFANZIA +PRIMARIA**

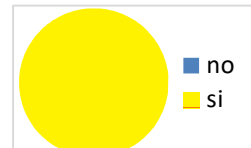
gradimento	% di consumo
no	1%
si	99%



**CROSTATA**

**INFANZIA**

gradimento	% di consumo
no	0%
si	100%



**PRIMARIA**

gradimento	% di consumo
no	2%
si	98%

