

## MONITORAGGIO DI CONSUMO DELLE PIETANZE (compilato dalle operatrici e firmato per presa visione dai/dalle docenti)

**LEGENDA** : **NO**: piatto consumato da nessun bambino e dal 25% della classe - **SI**: piatto consumato almeno dal 50% della classe  
 INFANZIA: almeno la metà degli utenti - PRIMARIA :classi seconde terze quarte)



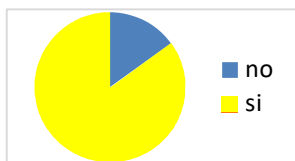
### SECONDI PIATTI

#### GRADIMENTO GENERALE PER TUTTI I SECONDI PIATTI

INFANZIA +PRIMARIA

**70,95%**

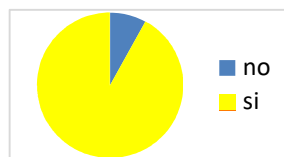
gradimento	% di consumo
no	29%
si	71%



INFANZIA

**72,00%**

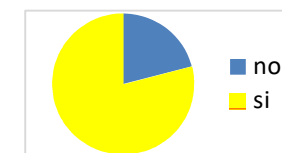
gradimento	% di consumo
no	28%
si	72%



PRIMARIA

**69,83%**

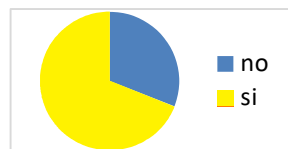
gradimento	% di consumo
no	30%
si	70%



### GRADIMENTO PIATTO PER PIATTO

INFANZIA +PRIMARIA

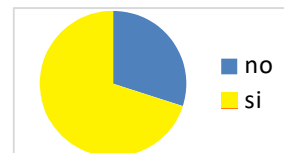
gradimento	% di consumo
no	31%
si	69%



#### STRACCHINO

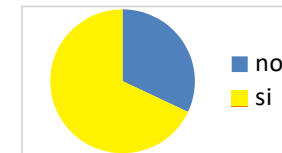
INFANZIA

gradimento	% di consumo
no	30%
si	70%



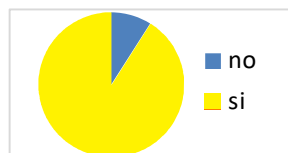
PRIMARIA

gradimento	% di consumo
no	32%
si	68%



INFANZIA +PRIMARIA

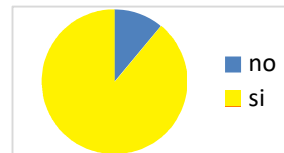
gradimento	% di consumo
no	9%
si	91%



#### COSCE DI POLLO AL FORNO

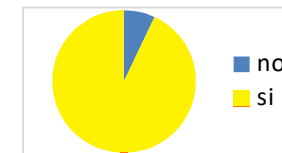
INFANZIA

gradimento	% di consumo
no	11%
si	89%



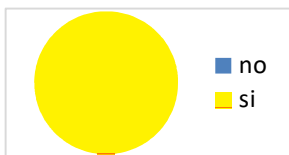
PRIMARIA

gradimento	% di consumo
no	7%
si	93%



INFANZIA +PRIMARIA

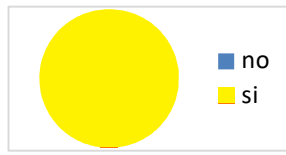
gradimento	% di consumo
no	0%
si	100%



PIZZA MARGHERITA


INFANZIA

gradimento	% di consumo
no	0%
si	100%



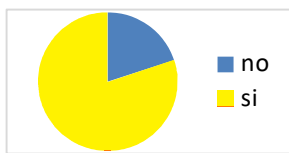
PRIMARIA

gradimento	% di consumo
no	0%
si	100%



INFANZIA +PRIMARIA

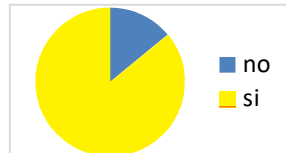
gradimento	% di consumo
no	20%
si	80%



FRITTATA

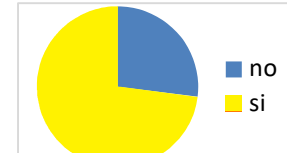
INFANZIA

gradimento	% di consumo
no	14%
si	86%



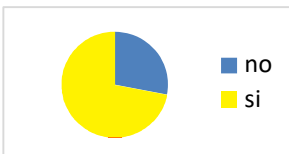
PRIMARIA

gradimento	% di consumo
no	27%
si	73%



INFANZIA +PRIMARIA

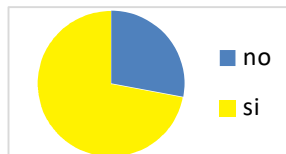
gradimento	% di consumo
no	28%
si	72%



CACIOTTA D'URBINO

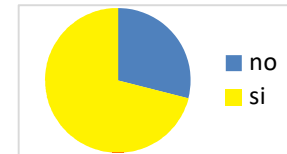
INFANZIA

gradimento	% di consumo
no	28%
si	72%



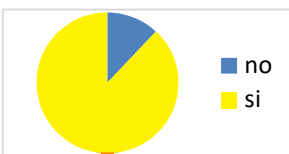
PRIMARIA

gradimento	% di consumo
no	29%
si	71%



INFANZIA+ PRIMARIA

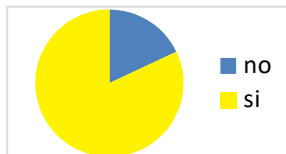
gradimento	% di consumo
no	12%
si	88%



BOCCONCINI DI TACCHINO AL FORNO

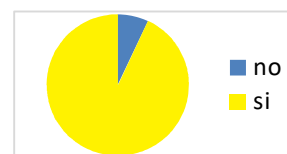
INFANZIA

gradimento	% di consumo
no	18%
si	82%



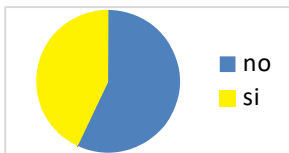
PRIMARIA

gradimento	% di consumo
no	7%
si	93%



INFANZIA+ PRIMARIA

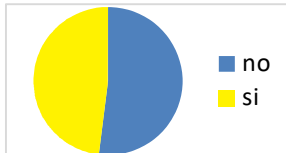
gradimento	% di consumo
no	57%
si	43%



PLATESSA AL FORNO

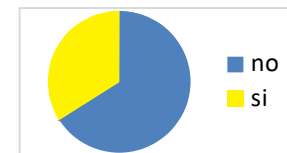
INFANZIA

gradimento	% di consumo
no	52%
si	48%



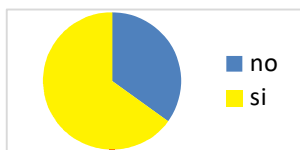
PRIMARIA

gradimento	% di consumo
no	62%
si	32%



**INFANZIA+ PRIMARIA**

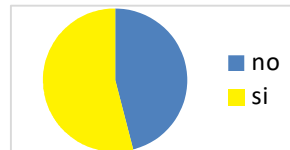
gradimento	% di consumo
no	35%
si	65%



**ARROSTO DI CARNE**

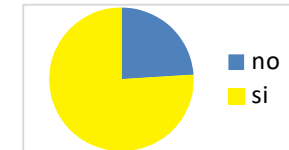
**INFANZIA**

gradimento	% di consumo
no	46%
si	54%



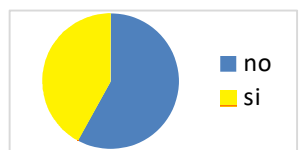
**PRIMARIA**

gradimento	% di consumo
no	24%
si	76%



**INFANZIA +PRIMARIA**

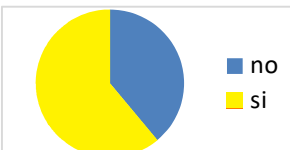
gradimento	% di consumo
no	58%
si	42%



**POLPETTE DI PESCE**

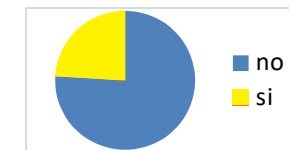
**INFANZIA**

gradimento	% di consumo
no	39%
si	61%



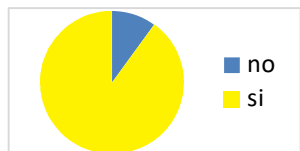
**PRIMARIA**

gradimento	% di consumo
no	76%
si	24%



**INFANZIA+ PRIMARIA**

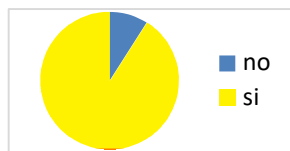
gradimento	% di consumo
no	10%
si	90%



**POLPETTE DI POLLO**

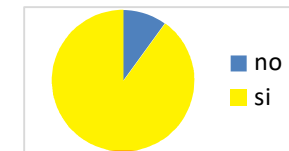
**INFANZIA**

gradimento	% di consumo
no	9%
si	91%



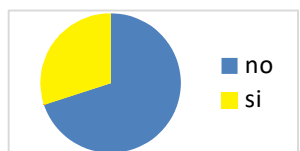
**PRIMARIA**

gradimento	% di consumo
no	10%
si	90%



**INFANZIA+ PRIMARIA**

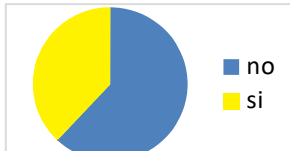
gradimento	% di consumo
no	70%
si	30%



**POLPETTE DI LEGUMI**

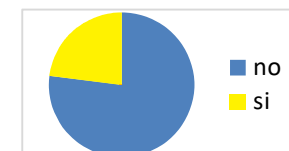
**INFANZIA**

gradimento	% di consumo
no	62%
si	38%



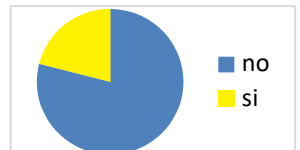
**PRIMARIA**

gradimento	% di consumo
no	77%
si	23%



**INFANZIA+ PRIMARIA**

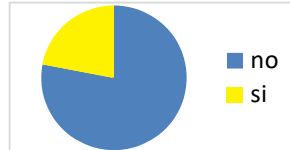
gradimento	% di consumo
no	79%
si	21%



**FILETTI DI CEFALO GRATINATO**

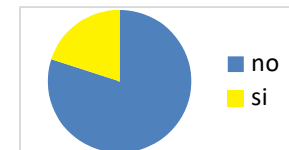
**INFANZIA**

gradimento	% di consumo
no	78%
si	22%



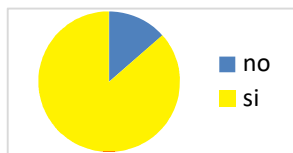
**PRIMARIA**

gradimento	% di consumo
no	80%
si	20%

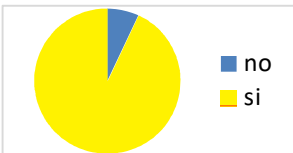


**INFANZIA+ PRIMARIA**

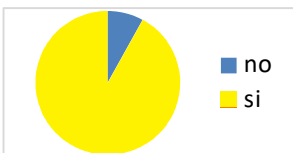
gradimento	% di consumo
no	13%
si	83%

**INFANZIA+ PRIMARIA**

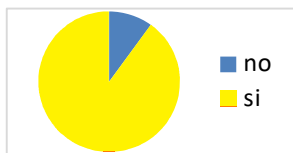
gradimento	% di consumo
no	7%
si	93%

**INFANZIA+ PRIMARIA**

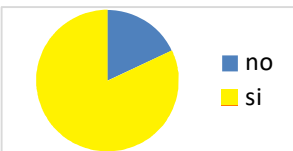
gradimento	% di consumo
no	8%
si	92%

**INFANZIA+ PRIMARIA**

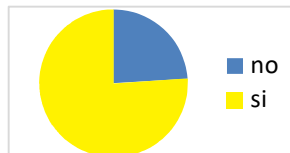
gradimento	% di consumo
no	10%
si	90%

**INFANZIA+ PRIMARIA**

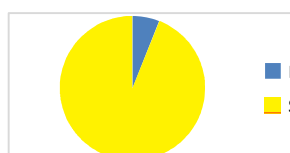
gradimento	% di consumo
no	18%
si	82%

**BRESAOLA****INFANZIA**

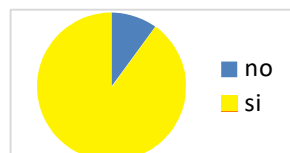
gradimento	% di consumo
no	24%
si	76%

**ARISTA AL ROSMARINO****INFANZIA**

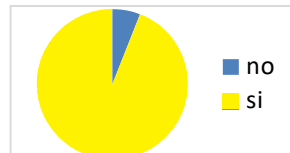
gradimento	% di consumo
no	6%
si	94%

**SCAGLIE DI PARMIGIANO****INFANZIA**

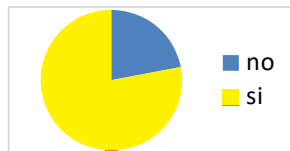
gradimento	% di consumo
no	10%
si	90%

**POLPETTE DI PROSCIUTTO COTTO****INFANZIA**

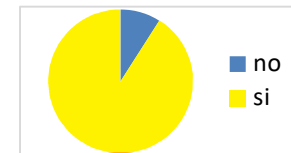
gradimento	% di consumo
no	6%
si	94%

**MOZZARELLA****INFANZIA**

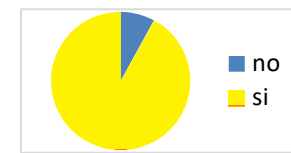
gradimento	% di consumo
no	22%
si	78%

**PRIMARIA**

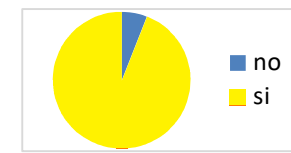
gradimento	% di consumo
no	9%
si	91%

**PRIMARIA**

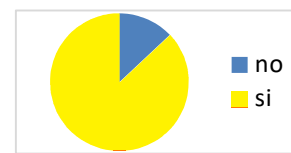
gradimento	% di consumo
no	8%
si	92%

**PRIMARIA**

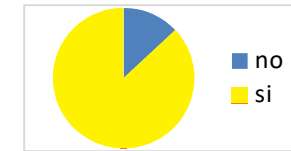
gradimento	% di consumo
no	6%
si	94%

**PRIMARIA**

gradimento	% di consumo
no	13%
si	87%

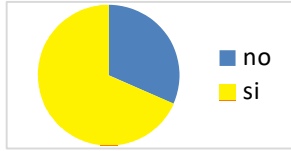
**PRIMARIA**

gradimento	% di consumo
no	13%
si	87%



INFANZIA+ PRIMARIA

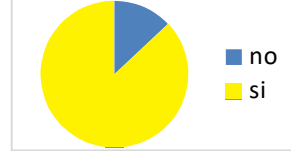
gradimento	% di consumo
no	31%
si	67%



ASIAGO

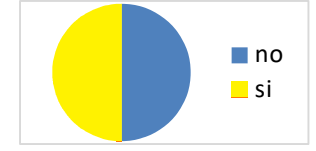
INFANZIA

gradimento	% di consumo
no	13%
si	87%



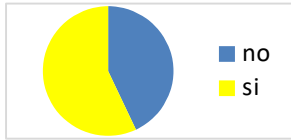
PRIMARIA

gradimento	% di consumo
no	50%
si	50%



INFANZIA+ PRIMARIA

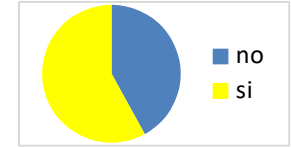
gradimento	% di consumo
no	43%
si	57%



RICOTTA

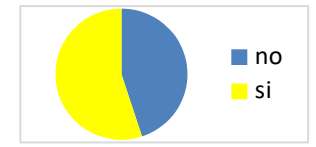
INFANZIA

gradimento	% di consumo
no	42%
si	58%



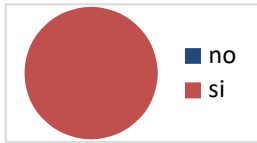
PRIMARIA

gradimento	% di consumo
no	45%
si	55%



INFANZIA+ PRIMARIA

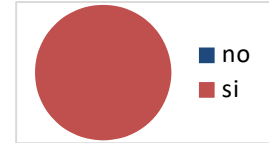
gradimento	% di consumo
no	0%
si	100%



PROSCIUTTO COTTO

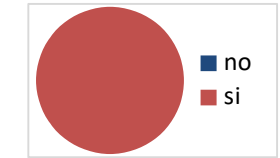
INFANZIA

gradimento	% di consumo
no	0%
si	100%



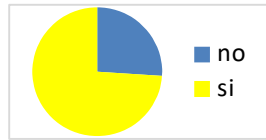
PRIMARIA

gradimento	% di consumo
no	0%
si	100%



INFANZIA+ PRIMARIA

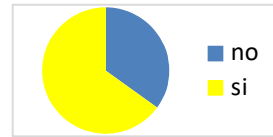
gradimento	% di consumo
no	26%
si	74%



BOCCONCINI DI MAIALE IN UMIDO

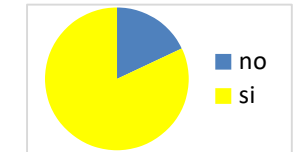
INFANZIA

gradimento	% di consumo
no	35%
si	65%



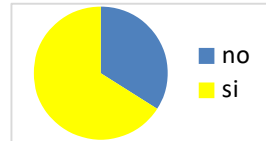
PRIMARIA

gradimento	% di consumo
no	18%
si	82%



INFANZIA+ PRIMARIA

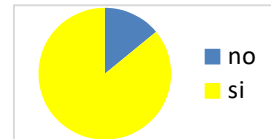
gradimento	% di consumo
no	34%
si	66%



UOVO SODO

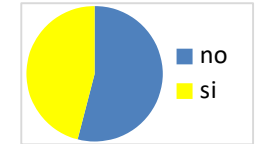
INFANZIA

gradimento	% di consumo
no	14%
si	86%



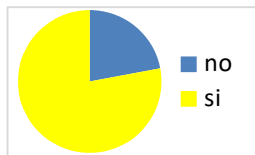
PRIMARIA

gradimento	% di consumo
no	54%
si	46%



INFANZIA+ PRIMARIA

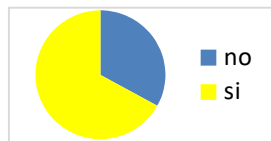
gradimento	% di consumo
no	22%
si	78%



FETTINE DI CARNE DORATE

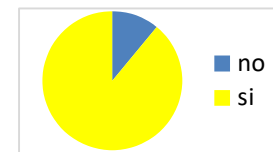
INFANZIA

gradimento	% di consumo
no	33%
si	67%



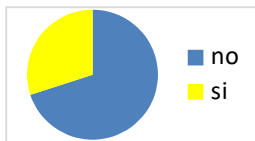
PRIMARIA

gradimento	% di consumo
no	11%
si	89%



INFANZIA+ PRIMARIA

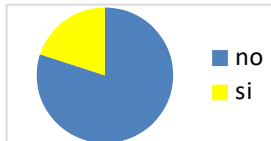
gradimento	% di consumo
no	70%
si	30%



PUREA DI FAGIOLI E PATATE

INFANZIA

gradimento	% di consumo
no	80%
si	20%



PRIMARIA

gradimento	% di consumo
no	60%
si	40%

